






Cooking Made Easy

HelloFresh.co.uk



Share your masterpiece! Tag your photos with #HelloFreshSnaps and share on     
You'll be entered into our weekly photo contest!

## Sicilian Caponata with Herbed Pork and Garlic Ciabatta

Sicily, 'The Old Country', the birthplace of Vito Corleone and home to one of our favourite Italian dishes: Caponata. Patrick learned how to make this dish whilst filming in the beautiful coastal town of Catania and (in a fairly risky move) has decided to recreate it with a few of his own flavours. Italians are fiercely protective of their recipes so, for his sake, let's keep this one under our hats!

 35 min

 family box

 lactose free



Aubergine



Celery



Garlic Clove



Red Pepper



Green Pepper



Sausage



Chopped Tomatoes



Capers



White Wine Vinegar



Ciabatta

## Ingredients

	2P	4P
Aubergine, cubed	-	2 cups
Celery <b>1</b>	-	2 sticks
Garlic Clove, chopped	-	3
Red Pepper, chopped	-	2
Green Pepper, chopped	-	1
Sausage <b>2</b>	-	1
Organic Chopped Tomatoes	-	2 tins
Capers	-	1 tbsp
White Wine Vinegar <b>2</b>	-	2 tbsp
Ciabatta <b>3</b>	-	2

⊕ May feature in another recipe

\* Good to have at home

LH Step for little hands

## Allergens

1) Celery | 2) Sulphites

3) Gluten

**Nutrition per serving:** Calories: 662 kcal | Protein: 26 g | Carbs: 62 g | Fat: 35 g | Saturated Fat: 11 g

2



**1** Pre-heat the oven to 220 degrees. Slice the aubergine in half lengthways and then slice each half into 5 strips. Dice the aubergine into 2cm cubes, finely chop the celery and 2 cloves of garlic. Remove the core from the peppers and chop into little bite-sized chunks.

for 10-15 mins.

3



**2** LH: *In a bowl, coat the aubergine and peppers in 1½ tbsp of olive oil.* Spread evenly on a baking tray and roast on the top shelf of the oven. Cook for 20 mins or until a little crispy around the edges.

**5** Once the vegetables have roasted, remove from the oven. Switch off the oven and turn the grill to high. Add the roasted vegetables into the pan and stir.

4



**3** Heat 2 tsp of olive oil in a large frying pan on medium heat. Once hot, add in the garlic and celery with a pinch of salt and pepper. While they cook, slice open the sausages and put the meat in the pan too. Break it up and cook for 5 mins.

**6** Cut the ciabatta and toast on each side under the grill. Once toasted, cut the remaining clove of garlic in half. Rub half the clove of garlic across the top of each ciabatta. Drizzle over a little olive oil and a pinch of salt.

5



**4** Tip in the tins of organic chopped tomatoes and then refill the tins by a fifth with water. Swill the water around and add this into the sauce. Add ¼ tsp salt, 1 tsp sugar (if you have it), the capers and 2 tbsp of white wine vinegar. Leave to simmer and thicken up

**7** Once the caponata has thickened up nicely, serve into warm bowls. It can be eaten with cutlery or by using the ciabatta as a small edible shovel!