



# Ginger, Lime and Garlic Chicken Stew with Spinach and Basmati Rice

Knorr 20 Minutes

4



Diced Chicken Breast



Garlic Clove



Lime



Basmati Rice



Ginger Puree



Tomato Puree



Coconut Milk



KNORR Chicken Stock



Baby Spinach



Soy Sauce



### Give it more with Knorr!

Melt Knorr Stock Pots into your cooking and effortlessly give your meals full-on flavour to please every crowd.

### Pantry Items

Oil, Salt, Pepper, Sugar

## Before you start

Our fruit and veg need a little wash before you use them!  
Wash your hands before and after prep.

## Cooking tools

Kettle, frying pan, garlic press, fine grater, saucepan, sieve and lid.

## Ingredients

Ingredients	2P	3P	4P
Diced Chicken Breast**	240g	390g	520g
Garlic Clove**	2	3	4
Lime**	½	1	1
Basmati Rice	150g	225g	300g
Ginger Puree	15g	15g	30g
Tomato Puree	30g	60g	60g
Coconut Milk	200ml	400ml	400ml
KNORR Chicken Stock	1 pot	1½ pots	2 pots
Baby Spinach**	40g	60g	80g
Soy Sauce <b>11</b> <b>13</b>	15ml	15ml	30ml

Pantry	2P	3P	4P
Sugar for the Sauce*	1 tsp	1½ tsp	2 tsp
Water for the Sauce*	50ml	75ml	100ml

\*Not Included \*\*Store in the Fridge

## Nutrition

Typical Values	Per serving	Per 100g
<b>for uncooked ingredient</b>	<b>408g</b>	<b>100g</b>
Energy (kJ/kcal)	2848 /681	698 /167
Fat (g)	24.6	6.0
Sat. Fat (g)	20.2	4.9
Carbohydrate (g)	74.8	18.3
Sugars (g)	7.0	1.7
Protein (g)	42.9	10.5
Salt (g)	2.38	0.58

Nutrition for uncooked ingredients based on 2 person recipe.

Reference Intake of an average adult (8400kJ/2000kcal).

## Allergens

**11**) Soya **13**) Cereals containing gluten

Always remember to check your ingredient packaging for the most up to date information on allergens and traces of allergens. Boxes are packed in facilities that handle peanut, nut, sesame, fish, crustaceans, milk, egg, mustard, celery, soya, cereals containing gluten and sulphites.


Use separate equipment to handle raw and cooked meat (or wash between uses). Missing or replaced ingredients, as well as any recipe step changes, will be communicated where possible via email. Be careful when adding water to hot pans while cooking.

## Contact

Let us know what you think!

Share your creations with #HelloFreshSnaps

Head to [hellofresh.co.uk](https://www.hellofresh.co.uk) or use our app to rate this recipe

 You can recycle me!

HelloFresh UK  
Packed in the UK  
The Fresh Farm  
60 Worship St, London EC2A 2EZ



## Fry the Chicken

- Boil a full kettle.
- While it boils, heat a drizzle of **oil** in a frying pan on medium-high heat.
- Once hot, add the **diced chicken** and season with **salt** and **pepper**. Fry until golden brown on the outside and cooked through, 8-10 mins. **IMPORTANT:** Wash your hands and equipment after handling raw chicken and its packaging. It's cooked when no longer pink in the middle.




## Simmer Time

- Once the **chicken** is cooked, stir in the **garlic**, **ginger puree** and **tomato puree**. Cook for 1 min.
- Pour in the **coconut milk**, **Knorr chicken stock**, **sugar** and **water for the sauce** (see pantry for both amounts), then stir together.
- Bring to the boil, then lower the heat and simmer until the **sauce** has thickened, 4-5 mins.



## Prep Time

- While the **chicken** cooks, peel and grate the **garlic** (or use a garlic press).
- Zest and halve the **lime** (see ingredients for amount).




## Add the Spinach

- Once thickened, stir the **spinach** into the **stew** a handful at a time until wilted and piping hot, 1-2 mins.
- Remove from the heat, squeeze in some of the **lime juice** and stir in the **soy sauce**.
- Taste and add more **lime juice** if needed. Add a splash more **water** if it's a bit too thick.



## Cook the Rice

- Once the **water** has boiled, pour into a large saucepan with **¼ tsp salt** on high heat.
- Add the **rice** and cook for 10-12 mins.
- Once cooked, drain in a sieve and pop back into the pan. Cover with a lid and leave to the side until ready to serve.



## Serve

- Share the **rice** between your bowls and spoon the **chicken stew** on top.
- Finish with a sprinkling of **lime zest**.

Enjoy!